






CATÁLOGO DIESEL

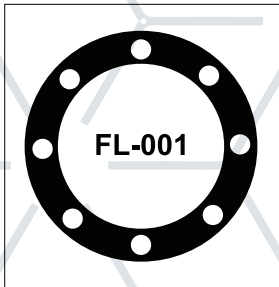


**EMPAQUES Y JUNTAS
PARA PROFESIONALES**

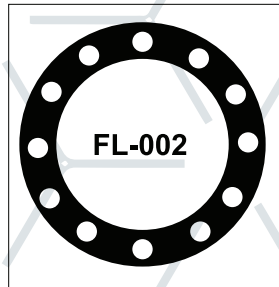




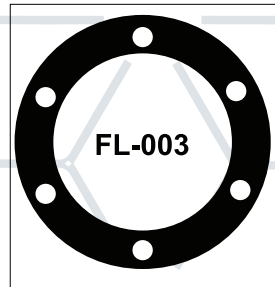
FLECHAS LATERALES



DF-337082
JUNTA FLECHA LATERAL
 8 Birlos, Camión Dina
 Series 500-531 No. Original
 89218-09 Opcional con
 Agujeros de 1/2", 9/16", 5/8"



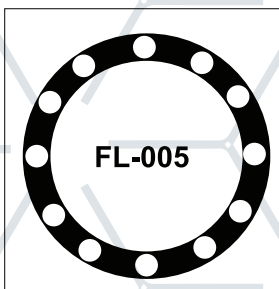
DF-337056
JUNTA FLECHA LATERAL
 12 Birlos, Camión Dina Series
 600-631 No. Original 222218-09
 Ford Camión F8 F-800 1948-64
 Eje Eaton 63/16" 1790 18802
 Dodge D-600, 1995-91 GMC
 Serie 450, 1951-54 Opcional con
 Agujeros de 1/2", 9/16", 5/8"



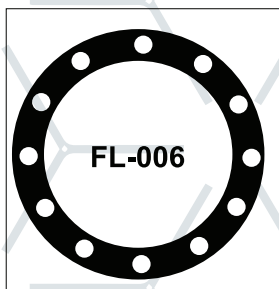
JUNTA FLECHA LATERAL
 Camiones
 Delfin Panorámico



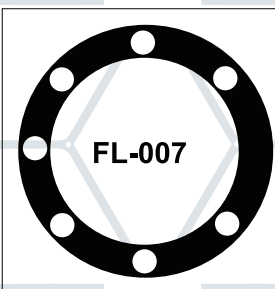
JUNTA FLECHA LATERAL
 Camiones
 GMC-Convencional



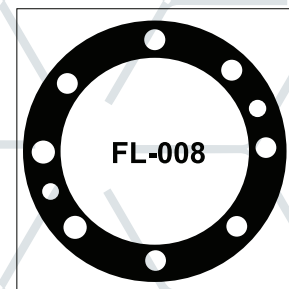
JUNTA FLECHA LATERAL
 Camión Ford
 Camión Dodge
 Agujeros 9/16"



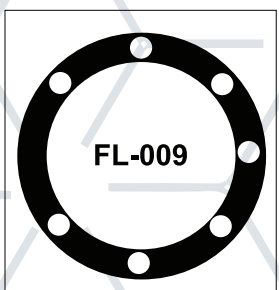
JUNTA FLECHA LATERAL
 Camión Ford
 Camión Dodge
 Agujeros 5/8"



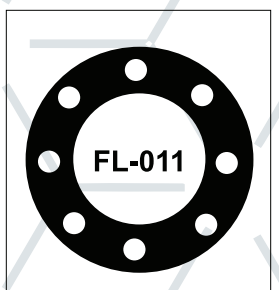
JUNTA FLECHA LATERAL
 Chrysler
 Microbús



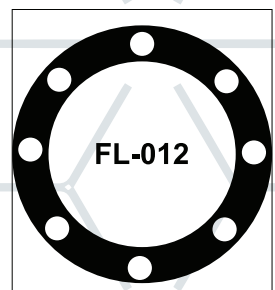
JUNTA FLECHA LATERAL
 Autobús Delfin Panorámico
 No. Original 38218-09



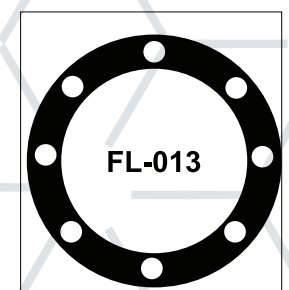
DF-337036-A
JUNTA FLECHA LATERAL
 Camión Ford F-300, F-600
 Camión Dodge F-G-H-J-M
 400-500
 Camión Ligero 1.5 Tons



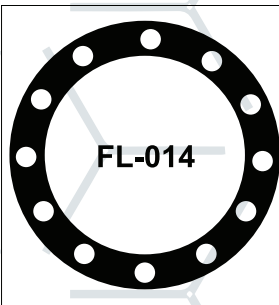
JUNTA FLECHA LATERAL
 Camión Internacional



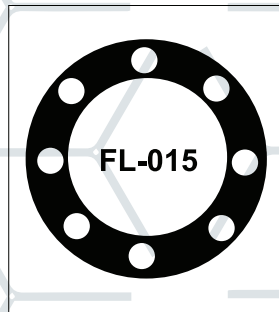
JUNTA FLECHA LATERAL
 Autobús Masa, Somex con
 Agujeros de 3/4"



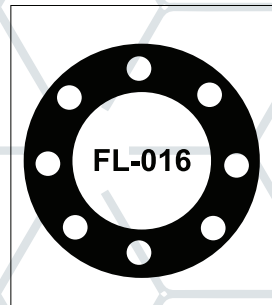
JUNTA FLECHA LATERAL
 Autobús Dina No. Original
 2208-W-413 con
 Agujeros de 5/8"



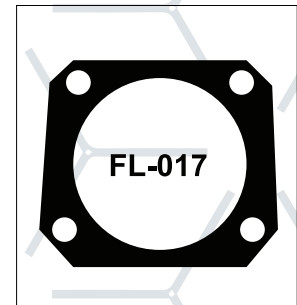
FL-014
JUNTA FLECHA LATERAL
Tractocamión Kenworth
12 Agujeros de 1/2"



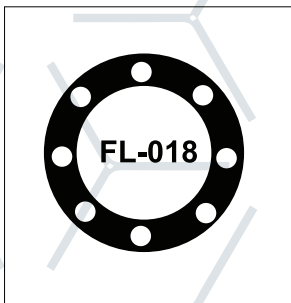
FL-015
DF-337040
JUNTA FLECHA LATERAL
Ford Camión D-300 1965-91
F-350, 400 1973-91 Dodge
Camión D-350 1965-91 Eje
Spicer 70 Microbús Chasis
3.5 Tons.



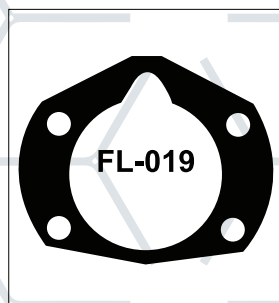
FL-016
DF-337014-A
JUNTA FLECHA LATERAL
Chevrolet Camión C-350 1
Tons. 1957-84 GMC, Serie
100,150,250 1939-56, Eje
Spicer Mod. 70, Microbús
Chasis 3.5 Tons. Chevrolet



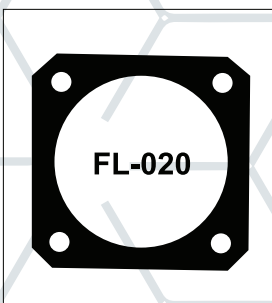
FL-017
DF-337009
JUNTA FLECHA LATERAL
Chevelle-Nova-Datsun
Sedán, Pick-up
Volkswagen Sedán
1200-1500-1600, C.C. 1965-91
Opel, Todos



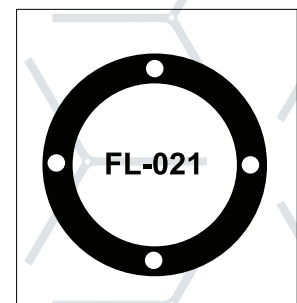
FL-018
DF-337012
JUNTA FLECHA LATERAL
Chevrolet C-1500,35-34
1 1/2 Tons.
No. Original 3653928
Dodge Ford
Microbús



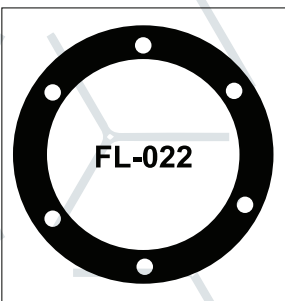
FL-019
DF-337055
JUNTA FLECHA LATERAL
Ford Sedán, Fairlane,
Galaxie, Ford 200, Mustang
8, Rambler, Mercury Spicer
44,30 Todos



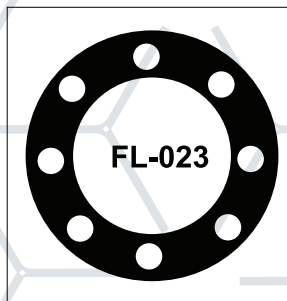
FL-020
DF-337010
JUNTA FLECHA LATERAL
Chevrolet, Impaña, Caprice,
Camión C10 1967-82
Willys-Jeep CJ-5, J164,
J-262 1965-86
Eje Spicer 44



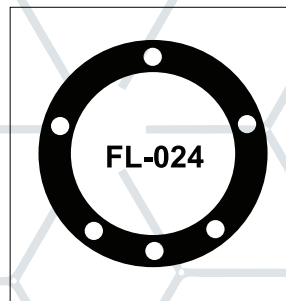
FL-021
TAPA DE MAZA
Rueda Delantera Dina
Serie 500-600



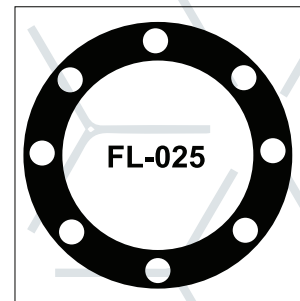
FL-022
TAPA DE MAZA
Rueda Delantera Dina y
Camión Somex



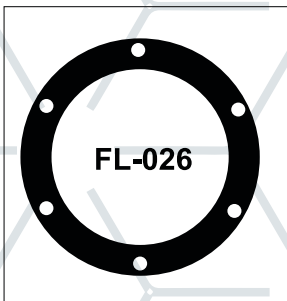
FL-023
JUNTA FLECHA LATERAL
Chrysler
Microbús



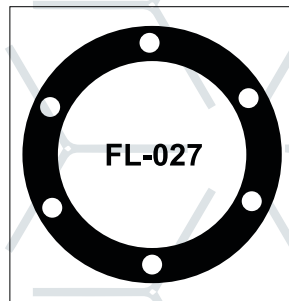
FL-024
JUNTA FLECHA LATERAL
Eje Sudisa



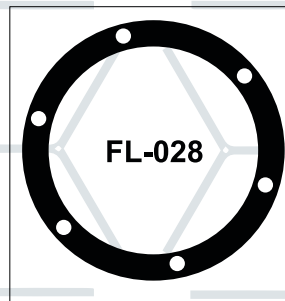
FL-025
JUNTA FLECHA LATERAL
Camión Navistar



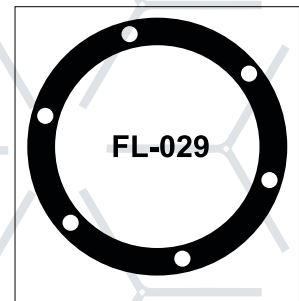
JUNTA TAPA DE MAZA
Camiones Dina Series
600-631



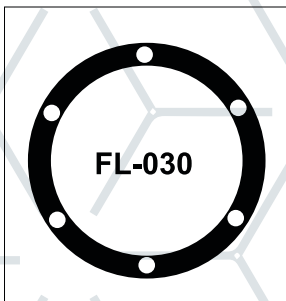
JUNTA FLECHA LATERAL
Eje Loco



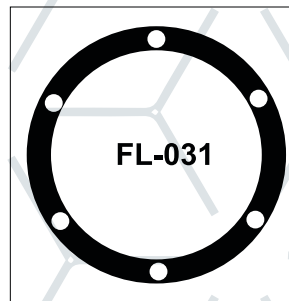
JUNTA FLECHA LATERAL
Camiones Motor Navistar



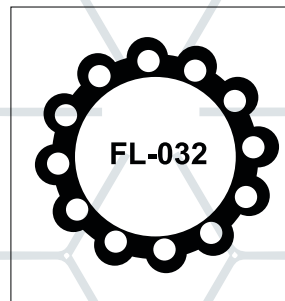
JUNTA FLECHA LATERAL
Dina - Famsa



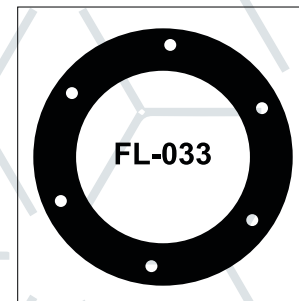
JUNTA FLECHA LATERAL
Eje Sudisa



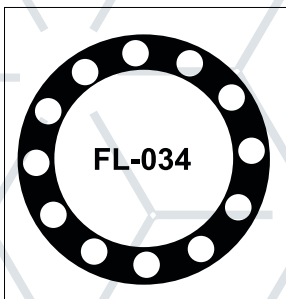
JUNTA FLECHA LATERAL
Eje Loco Americano



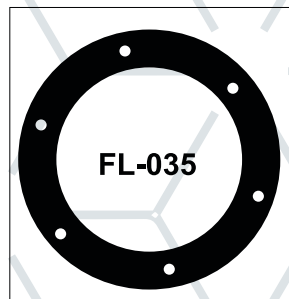
JUNTA FLECHA VOCHOBUS



JUNTA DE FLECHA
6 BARRENOS







JUNTA FLECHA
12 BARRENOS



JUNTA FLECHA
6 BARRENOS

FLECHAS LATERALES

EMPAQUES AUTOMOTRICES FIRTS




CONTÁCTANOS

ventas.firts@gmail.com
contacto@firtsdiesel.com

☎ 01 779 796 3721

☎ 01 779 796 7333



www.firtsdiesel.com